












Introducing



We're excited to announce our new school management system – **RenWeb School Management Software**. We're in the process of setting up RenWeb's **ParentsWeb** – a private and secure parents' portal that will allow parents to see academic information specific to their children, while protecting their children's information from others.

All you need is an Internet-capable computer to view information such as:

- | | |
|---|---|
|  Attendance |  School Calendar |
|  Progress Reports |  School Announcements |
|  Report Cards |  Staff and School Directory |
|  Discipline |  Family Account Balances |
|  Homework |  Teacher Email Addresses |
|  Missing Assignments |  Other Useful School Information |

RenWeb has created a 5 minute [ParentsWeb Overview video](#), which will give you an introduction to the system. Please watch it at your convenience by [clicking here](#). The password to access the video is **ParentsWeb**.

Once we have ParentsWeb up and running, we'll provide you with instructions for logging in and viewing information. We look forward to your participation. Together we can improve our children's academic development and the communication between our school and your home.



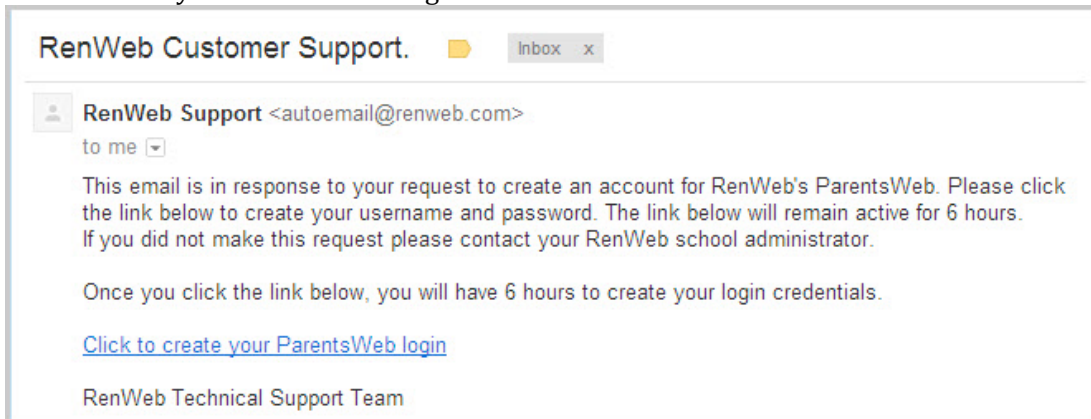
Accessing ParentsWeb

RenWeb School Management Software gives you, the busy parent, an opportunity to get more involved in your child's academic progress and future success – all via the Internet!

RenWeb's ParentsWeb is a private and secure parents' portal that will allow parents to view academic information specific to their children, while protecting their children's information from others. You may view your child's grades, attendance, homework and conduct and other useful school information as well as other useful school information. You can also communicate with teachers and other school staff online whenever necessary. All you need is an Internet-capable computer.

Here's how to access our easy-to-use **RenWeb ParentsWeb**:

- Make sure that the school has your email address in RenWeb.
- In Internet Explorer, Firefox, or Safari, go to www.renweb.com and click **Logins**.
- Type the school's **District Code SHS-GA**
- Click **Create New ParentsWeb Account**.
- Type your email address and click **Create Account**. An email will be sent which includes a link to create your ParentsWeb login. The link is active for 6 hours.



- Select the **Click to Create your ParentsWeb login** link.
- A web browser displays your **Name** and RenWeb **Person ID**.
- Type a **User Name**, **Password**, and **Confirm** the password.

Change/Create Password				
Name	Person ID	User Name	Password	Confirm
Callie Johnston	11519	<input type="text" value="cjohnston"/>	<input type="password" value="*****"/>	<input type="password" value="*****"/>
				<input type="button" value="Save User Name and/or Password"/>

- Click **Save User Name and/or Password**.
A message displays at the top of the browser, "**User Name/Password successfully updated.**"

User Name/Password successfully updated.

Change/Create Password

Name	Person ID	User Name	Password	Confirm	
Callie Johnston	11519	<input type="text" value="cjohnston"/>	<input type="password" value="*****"/>	<input type="text"/>	<input type="button" value="Save User Name and/or Password"/>

- You may now log in to ParentsWeb using your new User Name and Password.
- ParentsWeb allows you to access:
 - Student attendance and daily grades
 - Progress reports, reports cards
 - Homework
 - School events and lunch calendar